



Pool Safety – High Risk Non-Conformities

Why Closing Non-Conformities is Crucial

Health & Safety Risks

Some non-conformities may relate to health and safety standards. Failing to address these could pose risks to both guests and staff, potentially leading to serious incidents, penalties, or legal issues.

Legal Defence Against Possible Incidents

In the event of an incident, having resolved all non-conformities can demonstrate that your hotel and TUI have taken all necessary measures to comply with local and European regulations, significantly reducing the risk of legal liability.

Best Practice in line with ABTA Standards

Closing non-conformities ensures that your hotel maintains best practice in line with ABTA guidelines, which is critical for sustaining business partnerships and avoiding disruptions.

Reputational Damage

Pool safety incidents or similar issues can lead to negative reviews or media attention, which can harm your hotel's reputation and reduce guest trust.

Operational Interruptions

A non-conforming pool area or other facilities may result in temporary closures or even full shutdowns, directly affecting guest satisfaction and potential revenue loss.






Broken, loose or missing inlet or outlet covers

A simple preventive measure to avoid fatalities

- Purpose of inlet covers is to prevent entrapment – guests can reach into the pipes, and if an arm is cramped or jammed in the pipe, it can no longer be released independently!
- Purpose of outlet covers/drain covers is to prevent suction of body parts / clothing / hair / etc.

➡ **Both scenarios have already led to fatalities in holiday destinations!**


- Covers need to be secured against unauthorised opening and firmly tightened
- Covers need to be in good condition to prevent risk of injury due to protruding, sharp parts
- Gaps of inlet and outlet covers must be no bigger than 8mm to prevent fingers and feet from getting behind the cover and getting stuck, covers can also not be lifted or pulled out without tools.



Missing, loose or unsuitable vacuum point cover plate

Just cover it up!



- Broken or missing covers can cause considerable damage if the pump is left switched on after cleaning the pool. As a result, very high suction can occur in these areas during operation.
- Covers need to be suitable for the corresponding model
- Covers need to be in good condition
- Covers need to be secured against unauthorised opening



Depth Markings

A simple preventive measure to avoid accidents

- Depth markings must be visible (not faded) with the unit of measurement (CM/M).
- Depth markings must also be placed frequently around the pool and especially when there is a change in depth.
- Depth markings are an important piece of information for both swimmers and non-swimmers.



Pool Separation Barrier

Distance Between Main and Children's Pool

- When a children's pool is either attached or within 3m of the main pool there must be a barrier to separate the two pools.
- The barrier must be 80cm high (from the water level) and gaps must be no bigger than 10cm
- The barrier must be designed in a way that it does neither encourage nor allow climbing.
- Also, the distance from any exit point of the children's pool to entering the main pool must be **greater than 3m**.

