



Pool Safety

including Rooms with Direct Access to Water

Pool Safety including Rooms with Direct Access to Water

General Information


- The swimming pool is often one of the most important features for guests when they book their holiday. Whether it's a fun filled activity pool for families, a relaxing spa pool, a luxurious beach bungalows or stunning 'over water villa (with direct access to the sea) - it is essential that the experience is not only enjoyable, but as safe as possible.
- In order to ensure the health and safety of our mutual guests we endeavour to have specific safety measures in place regarding the following:
 - Safety gates / locks for rooms that have direct access to water; Private, shared, swim-up pools and access to the sea, lakes, ponds etc
 - Beach & water bungalows or villas have safety gates / locks or balustrades
 - Accurate depth markings which are at least 10cm in size
 - Information boards with pool rules included
 - Separation barriers between adult and children's pools
 - Infinity pools have safety notices / depth markings / lifeguards
 - Emergency shut off buttons available and clearly labelled
 - Clear water and management program for regular water quality checks and maintenance of the pool
- For further information please refer to the ABTA & FTO guidelines - Pool and Waterpark Safety section



Rooms with Direct Access to Water (Pool or Sea)

Private, Shared, Swim-Up Rooms

- All rooms with direct access to water must have:
 1. Depth markings around the pool
 2. An information board / book in the room
 3. Rescue equipment available
- If children can be allocated to this room type, there must be either a simple additional locking device on the terrace / patio door placed at a height of at least 1.5m high or a safety gate (which is not climbable and has a lock which children can not access).
- More details regarding these safety measures are available in the Pool Safety guidelines.
- All rooms must also have signage in place stating that 'Children to be supervised by an adult all the times'.



Children should be accompanied by an adult all the time

Beach Bungalows or Over Water Villas

Private, Shared, Swim-Up Rooms


- Beach bungalows or 'over water villas' which accommodate children require extra control measures.
- The TUI Group does not accept disclaimers.
- As these rooms types have 'direct access to water' there needs to be:
 - A simple additional locking device on all patio doors which is placed at least 1.5 metres high, ideally at the highest point of the door, along with guest communication in the rooms.
 - Another option is to have a balustrade on the deck
- More details are available in the General Safety Balcony guidelines. These include the depth marking requirements, and further information in relation to acceptable height/gaps of a balustrade.



Depth Markings

A simple preventive measure to avoid accidents

- Depth markings must be visible (not faded) with the unit of measurement (CM/M).
- Depth markings must also be placed frequently around the pool and especially when there is a change in depth.
- Depth markings are an important piece of information for both swimmers and non-swimmers.



Multi-Board and Signs

Important information for bathers

- The pool signage requirements can be found in the Pool Safety Guidelines in the ABTA book.
- The accommodation provider is responsible for ensuring that the information provided is clear and located in a visible place in order to guarantee that all pool users are aware of the regulations.
- Where possible the 'multi-board' should be pictorial so that different nationalities are able to understand it.

SWIMMING POOL REGULATION
Pool Hours: 10:00 - 18:00

No lifeguard on duty. Swim at your own risk. 

No diving into the pool. 

Shower is required prior to pool use. 

Swimwear must be worn. 

Children must be supervised at all times. 

Toddlers and babies should wear specifically designed swimming nappies. 

No running or pushing around the pool. 

Do not use the pool if you have been ill in the last 48 hours. 

No glass allowed in pool area. 

In case of **EMERGENCY**
Dial "0" for Reception

PUBLIC HEALTH REQUIREMENTS

- All diapers should be changed at the diaper change station only.
- Swimwear must be worn.
- Toddlers and babies should wear specifically designed swimming nappies.
- Do not use the pool if you have been ill in the last 48 hours.
- Report faecal, sickness or other related accidents in or around the pool.
- Do not wash toddlers and babies in the pool.
- Keep open wounds covered with waterproof coverings.

In case of **EMERGENCY**
Dial "0" for Reception



Children should be accompanied by an adult all the time



NO DIVING



LIFEGUARD ON DUTY



Only swim during open pool hours:
 ___ a.m. - ___ p.m.



Multi-Board and Signs

Labelling the areas of use

- The area signage requirements can be found in the DIN EN 13451 Regulation.

up to a water depth of 135 cm



Non-Swimmers-Area:

In this pool area, unsafe persons and non-swimmers (children) can stay in relatively shallow water. Small children and people however can still be at risk.

> This sign does not mean that wearing water wings is compulsory!

from a water depth of 135 cm



Swimmers-Area:


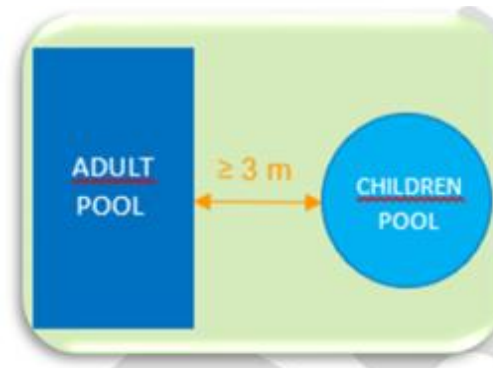
Due to the water depth of 1.35 m and deeper, there is a risk that persons who cannot swim safely may be endangered. This is indicated by this pictogram.



Pool Separation Barrier

Distance Between Main and Children's Pool

- When a children's pool is either attached or within 3m of the main pool there must be a barrier to separate the two pools.
- The barrier must be 80cm high (from the water level) and gaps must be no bigger than 10cm
- The barrier must be designed in a way that it does neither encourage nor allow climbing.
- Also, the distance from any exit point of the children's pool to entering the main pool must be **greater than 3m**.





Infinity Pools

What to consider

Infinity pools with a drop of over 1.5m (the drop refers to the outside wall of the pool) **must have:**

- A barrier around the edge of the infinity pool or a bar that is within the pool along the side of the infinity pool
- Signage on display around the pool stating – ‘Do not sit, stand or lean on the infinity edge’
- Lifeguards present at the poolside. In the event that there is no lifeguard on duty then a sign must be displayed to say ‘Lifeguard not on Duty’
- Infinity pools must be constructed in such a way that the ledge of the infinity pool is not climbable / cannot be sat or leaned on.
- Please also note that inflatables are not allowed within the infinity pool



Emergency Shut Off Button

For pools with a suction element

- An emergency shut-off switch must be installed in any pool that has a suction element.
- The emergency shut-off switch must be clearly visible and accessible to avoid possible accidents or incidents.



Clear Water

Maintenance Programme and Procedures in Place

- It is the responsibility of the Accommodation Maintenance Team to ensure that all swimming pools have clear / clean water.
- The bottom of the swimming pool must be visible at all times, in order to be able to see if anyone is in danger under the water and also to prevent sickness.



Pools in the dark

What to consider

- Pools need to be secured in the dark.
- This can be achieved with sufficient lighting, barriers or supervision.
- We recommend locking indoor swimming pools when they are not open to the public.



Contact

For further information contact the Safety & Risk Accommodation Team

groupsafety-accommodationaudits@tui.com

