

Child Bar

What is it and how is it applied?

What is a Child Bar?

General description

All accommodations within the TUI Group portfolio will have some form of a Health & Safety assessment (audit). The results of this assessment will identify non-conformities, of which need to be rectified to ensure the safety of our mutual guests. Depending on the assessment findings, sometimes TUI Group need to apply a control measure called a 'child bar' to an accommodation to manage the risk.

A **Child Bar** is where TUI Group apply an age restriction against our selling system and/or contract so guests with children under a specified age are unable to book a specific hotel. This control measure is **temporary** and is put in place by TUI Group to minimise the risk to our customers.

Some of the defects / non-conformities that we might apply a Child Bar to are:

- Balconies (step-ups or gaps)
- Direct Access to Water Rooms (swim-up rooms, water bungalows if locks / safety gates are not in place)
- Swimming Pool (lack of distance and/or no barrier between adult and children's pool)

If a child bar is required in your accommodation TUI Group will contact you directly. For TUI Group to remove this control measure – please provide us with evidence for the defect in question once you have resolved the issues.


Child Bar's can be loaded against a specific room type or against the whole hotel.



Examples of balustrade designs...

... that would require a Child Bar


General Safety Balcony guidelines includes details how to modify the defects identified.



Examples on how to modify the balustrade railings ...

... to avoid a Child Bar needing to be applied

Inner rail 15 cm inwards on top to avoid climbing, increase height of step up below 60 cm, protect big gaps and climbing with permanent solution plexiglass or install simple safety locking device above 1 m 50 cm with a notice Children to be Supervised by Parent on the balcony door. Details guidelines in the General Safety for the balcony railings.



Children should be accompanied by an adult all the time



Direct Access to Water

Private / Swim-Up / Shared Pool, Lake, Sea, Pond



Please look at the Pool Safety guidelines how to modify the defects identified.



Examples on how to modify ...

... direct pool or water access rooms to avoid a Child Bar

Install simple locking device on the doors above 1 m 50 cm ideally at highest point of the doors with notification Children to be Supervised By Parent
OR the children safety gate as detailed guidelines states in the Pool Safety.



Children should be accompanied by an adult all the time



Contact

For further information contact the Safety & Risk Accommodation Team

groupsafety-accommodationaudits@tui.com

