



BlueDiamond  
Resorts

# Royalton Saint Lucia Pool Umbrellas




passionate  
people making  
vacation  
dreams  
come true.

# Pool Umbrellas/Installation Procedure

Installation procedure

Required parts:

1. Underground base
2. Tubular base
3. Umbrella & Pole
4. Safety pin for base
5. Umbrella top pin




# Pool Umbrellas/Installation Procedure

- Open cover of Underground base
- Insert tubular base into underground base making sure the slots fit and the holes match to receive the pin
- Insert umbrella and pole, match holes and insert base pin



# Pool Umbrellas/Installation Procedure

- Make sure the base pin goes through all the tubes
- Secure the pin with the locking latch




# Pool Umbrellas/Installation Procedure

- Open umbrella arms
- Open the full umbrella
- Make sure to raise the center crown until you see the pin hole
- Place the top pin making sure to go through the tube
- Lower the umbrella carefully to the safety top pin



# Pool Umbrellas/Installation Procedure

Final installation



# Pool Umbrellas/Installation Procedure

- If the base pin is not installed, it is not installed, there is a risk that the umbrella will come off the base completely due to the wind (See video)
- If the top pin of the umbrella is not installed, it will not stay open.
- It is suggested for conditions of strong winds, to close the umbrellas to avoid damages and accidents regardless of being properly insured

